



TECHNICAL DATASHEET

TOPLA ENERGY E60H

ORDER INFORMATION

TAB ID
108060

Short Code
E60H

DIN Marking
56008

EAN Code
3838807027435

Quantity per EU/CNT pallet
63/90 pcs

TECHNOLOGY

Primary Function
Engine Start

Battery Technology
Flooded

Grid Type (pos/neg)
Expanded/Concasted

Grid Alloy (pos/neg)
Ca/Ca

Separator
PE

Electrolyte (g/cm³)
1,28

TECHNICAL INFORMATION

Voltage (V)
12

Capacity C20 (Ah)
60

CCA -18°C EN (A)
600

RC (min)
100

LxWxH (mm)
242x175x190

Total Weight (kg)
14.4

BOX DESIGN

Box Type
L2

Cover Type
Kamina

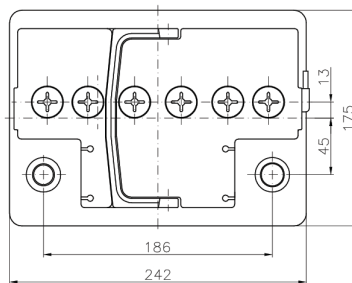
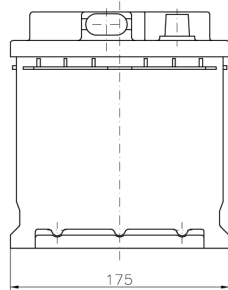
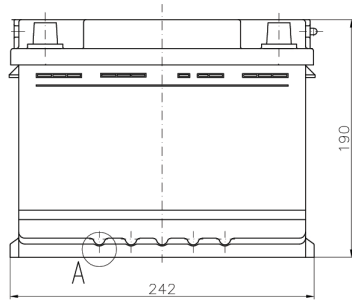
Colour
Red

Layout
0

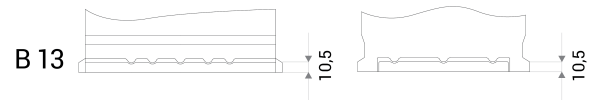
BHD
B13

Terminal
1

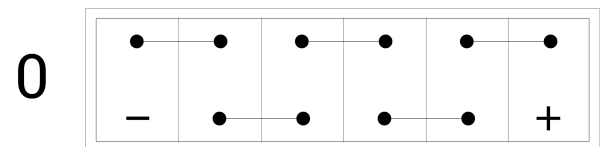
DRAWING



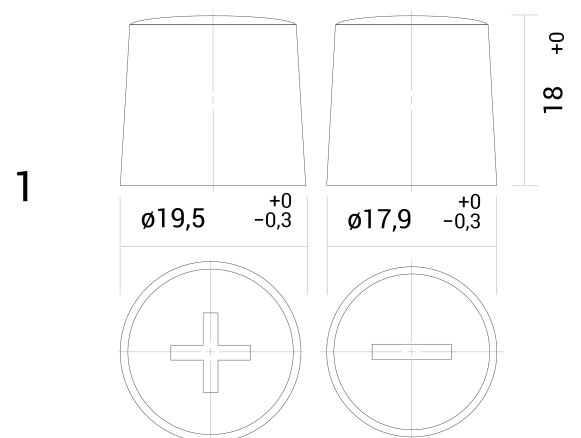
BHD



LAYOUT



TERMINAL



TECHNICAL DATASHEET

TOPLA ENERGY E60H