



TECHNICAL DATASHEET

TOPLA TOP JIS TT35J

ORDER INFORMATION

TAB ID
118835

Short Code
TT35J

DIN Marking
53520 SMF

EAN Code
3838807030411

Quantity per EU/CNT pallet
96/128 pcs

TECHNOLOGY

Primary Function
Engine Start

Battery Technology
Flooded

Grid Type (pos/neg)
Expanded/Concasted

Grid Alloy (pos/neg)
Ca/Ca

Separator
PE

Electrolyte (g/cm³)
1,28

TECHNICAL INFORMATION

Voltage (V)
12

Capacity C20 (Ah)
35

CCA -18°C EN (A)
270

RC (min)
53

LxWxH (mm)
196x128x202/223

Total Weight (kg)
9.4

BOX DESIGN

Box Type
B19

Cover Type
SMF

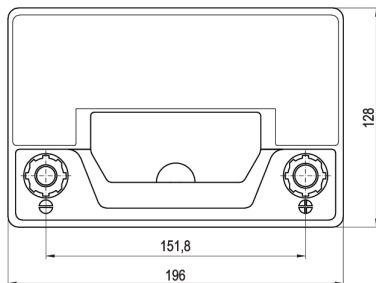
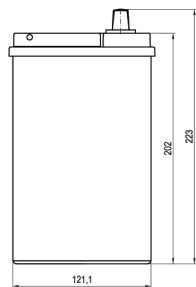

Colour
Black

Layout
0

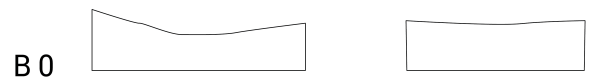
BHD
B0

Terminal
3

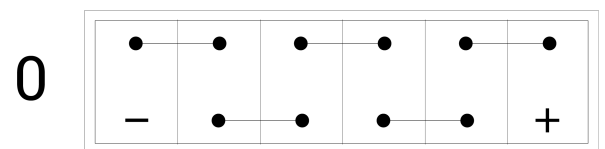
DRAWING



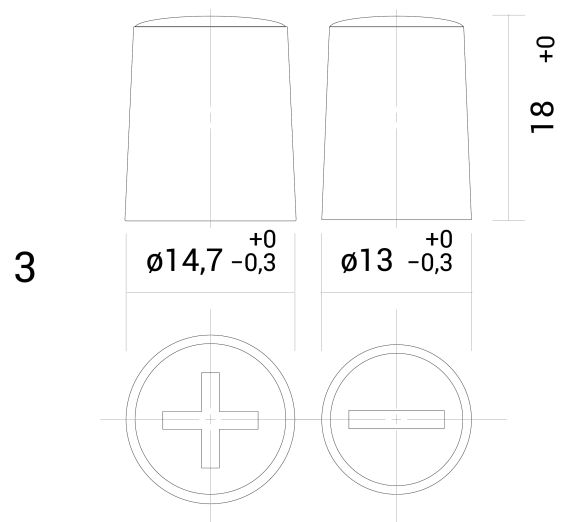
BHD



LAYOUT



TERMINAL



TECHNICAL DATASHEET

TOPLA TOP JIS TT35J