



TECHNICAL DATASHEET

TOPLA TOP TT110BCID

ORDER INFORMATION

TAB ID
118610

Short Code
TT110BCID

DIN Marking
BCI 31S SMF-D

EAN Code
3838807035317

Quantity per EU/CNT pallet
42/60 pcs

TECHNOLOGY

Primary Function
Engine Start

Battery Technology
Flooded

Grid Type (pos/neg)
Expanded/Concasted

Grid Alloy (pos/neg)
Ca/Ca

Separator
PE

Electrolyte (g/cm³)
1,28

TECHNICAL INFORMATION

Voltage (V)
12

Capacity C20 (Ah)
110

CCA -18°C EN (A)
1000

RC (min)
203

LxWxH (mm)
330x173x218/237

Total Weight (kg)
26.2

BOX DESIGN

Box Type
BCI 31

Cover Type
SMF

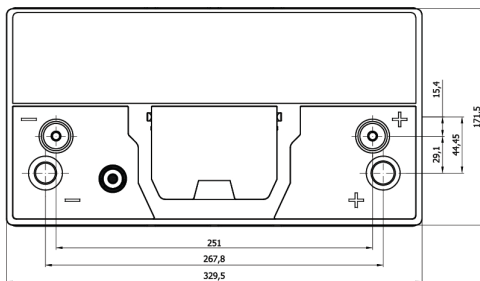
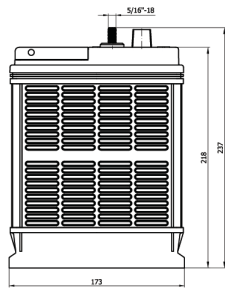
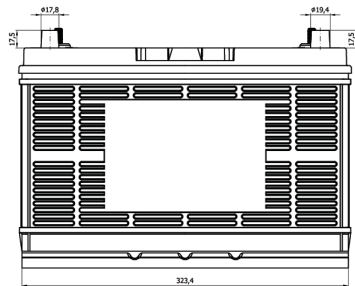
Colour
Black

Layout
0

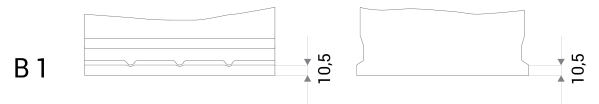
BHD
B1

Terminal
Dual

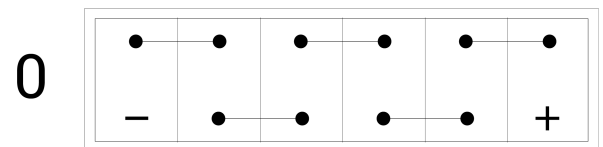
DRAWING



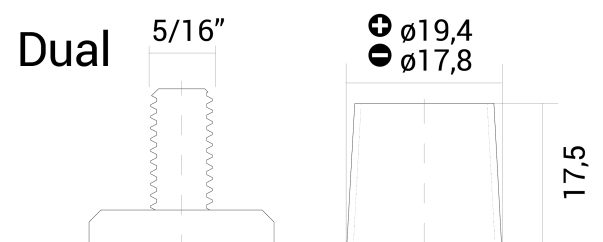
BHD



LAYOUT



TERMINAL



TECHNICAL DATASHEET

TOPLA TOP TT110BCID